

### TROVIS-VIEW software

#### TROVIS 6661

#### Application

Uniform interface for configuration and operation of various smart SAMSON devices

TROVIS-VIEW provides a uniform user interface that allows users to configure and parameterize various SAMSON devices using device-specific database modules. All smart SAMSON devices are listed in Table 2.

Data are transmitted between the TROVIS-VIEW software and the SAMSON device either directly (e.g. using a connecting cable or infrared adapter. Refer also to Table 2) or indirectly using a memory pen or memory module.

A direct connection enables both online and offline operation. This means that data can be changed in the device immediately, or they can be saved on the PC first and downloaded later to the device on site.

The device-specific modules contain a database that provides the characteristic properties of each device type, such as parameters, data points, user levels etc.

The various user levels can be password-protected.

The available modules are constantly adapted to the new firmware versions of devices. New modules are also being constantly added.

# TROVIS-VIEW 4



SMART IN FLOW CONTROL.

Learning to operate TROVIS-VIEW is easy, as it uses the look and feel of Windows® Explorer. It includes features such as:

- Tree structure
- List view
- Select
- Context-sensitive menus by clicking the right mouse button
- Open and save

### Versions

The TROVIS-VIEW is available in the TROVIS-VIEW 3 version as well as the newer TROVIS-VIEW 4 version. Table 2 lists the possible options of the versions depending on the device and firmware.

### System requirements for TROVIS-VIEW 4

- Serial RS-232 interface or USB interface (with USB to RS-232 adapter or USB Converter 3 for TROVIS 5500 Automation System) and suitable hardware depending on the SAMSON device used
- Operating system\*: Windows® 7 SP1, Windows® 8, 8.1 or 10 · Administrator rights required to install the software  
\* Installation also possible under Windows® XP SP3 with Microsoft® .NET Framework 4.0 (client profile) for TROVIS-VIEW 4.39 or lower
- Microsoft® .NET Framework 4.7.1
- PDF reader

### System requirements for TROVIS-VIEW 3

Hardware requirements (minimum):

- PC with Pentium processor or equivalent (300 MHz or faster), at least 192 MB RAM
- Serial RS-232 interface or USB interface (with USB to RS-232 adapter or USB Converter 3 for TROVIS 5500 Automation System) and suitable hardware depending on the SAMSON device used
- At least 150 MB available hard drive space additionally, 15 to 30 MB available hard drive space per SAMSON module

Software requirements:

- Operating system: Windows® 2000 (SP2 or higher), Windows® XP, Windows® Vista, Windows® 7 (administrator rights required to install the software)
- Microsoft® .NET Framework Version 2.0 or higher
  - Under Windows® 2000 and XP (without SP2): Microsoft® .NET Framework 2.0
  - Under Windows® XP with SP2: Microsoft® .NET Framework 3.5
- PDF reader

### Scope of delivery

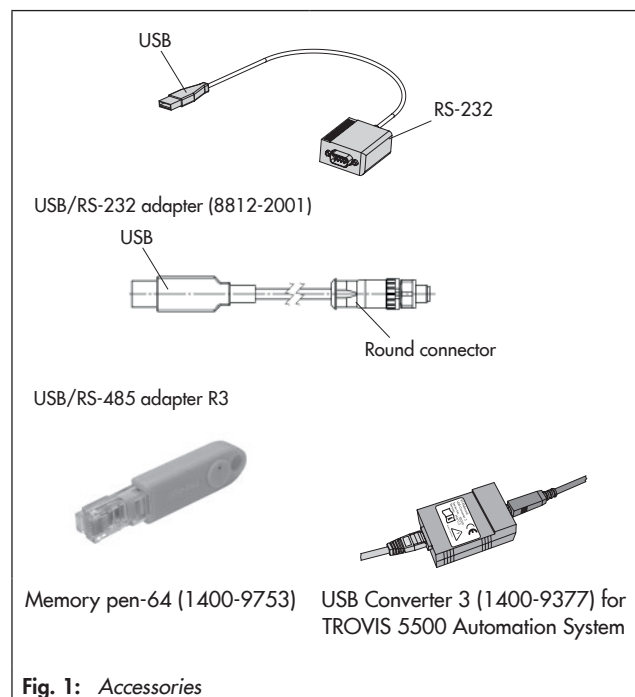
The TROVIS-VIEW software can be downloaded free of charge from our website

(► [www.samson.de](http://www.samson.de) at SERVICE & SUPPORT > Downloads > TROVIS-VIEW). The software can also be supplied on a CD-ROM on request.

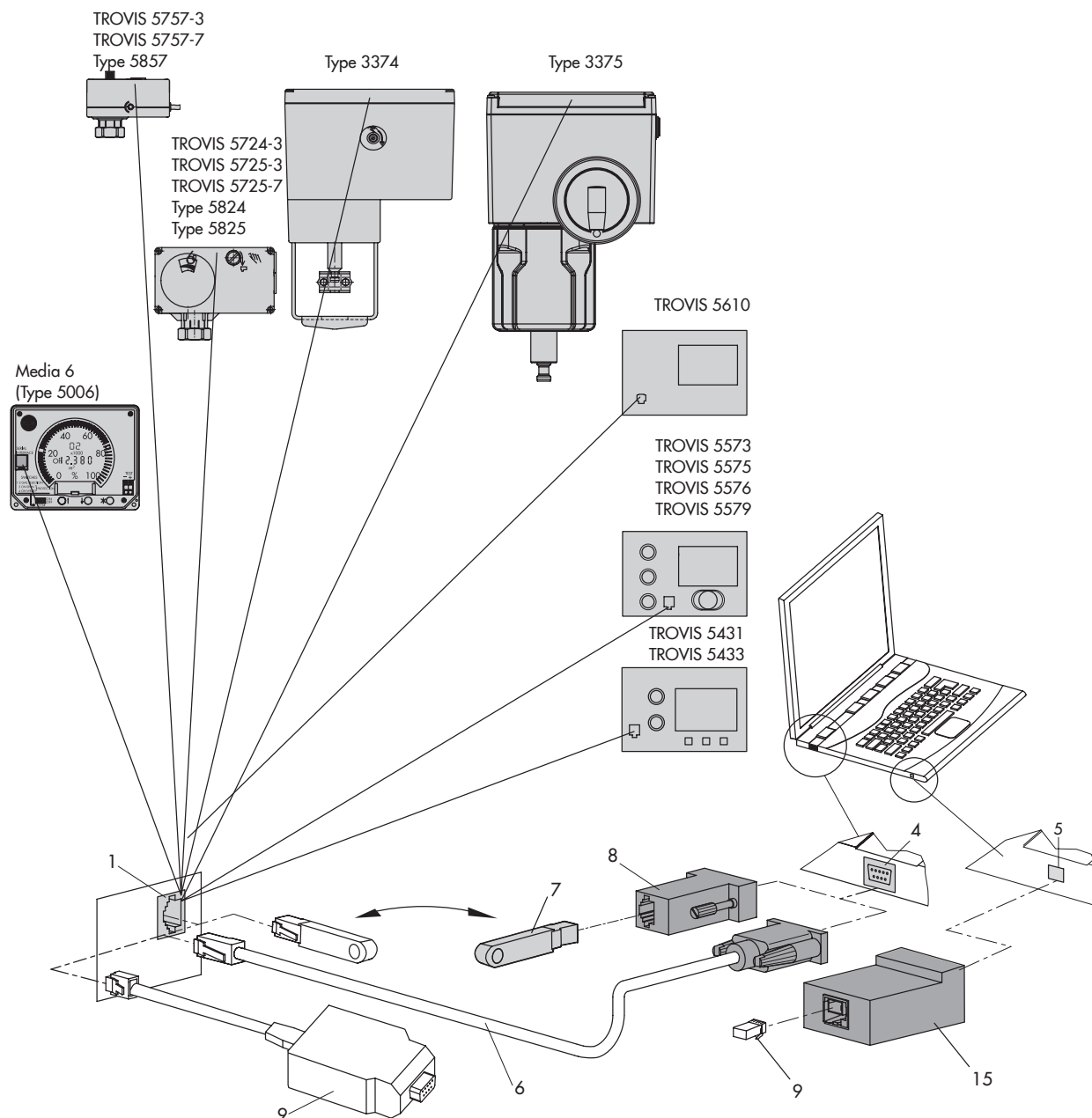
- CD-ROM with TROVIS-VIEW 4 Type 6661  
Var.-ID 2938759

**Table 1: Accessories** (Fig. 1 to Fig. 3)

Accessories	Order no.
USB/RS-232 adapter	8812-2001
USB/RS-485 adapter R3 for TROVIS 5724/5725-8	1402-1300
USB converter 3 (including USB cable, 8-pin RJ-45 cable and RS-845 connecting cable)	1400-9377
Hardware package consisting of memory pen-64, modular adapter and connecting cable	1400-9998
Memory pen-64, RJ-12 connector (1170-3163)	1400-9753
Modular adapter RJ-12/D-Sub, 9 pin (for memory pen)	1400-7698
Memory module for TROVIS 5500 Automation System	1400-9379
Mini module for TROVIS 5500 Automation System	1400-7436
Connecting cable RJ-12/D-Sub, 9 pin	1400-7699
Infrared adapter RS-232	8864-0900
Fixture for infrared adapter for TROVIS 6493 and TROVIS 6495-2	1400-9769
USB cable (mini-B, USB type A) The driver required for Windows® 8 and higher is installed automatically during the installation of TROVIS-VIEW 4.42 or higher.	8801-7301
Isolated serial interface adapter	1400-7700
Isolated USB interface adapter (1170-3143) The driver required for Windows® 8 and higher is installed automatically during the installation of TROVIS-VIEW 4.42 or higher.	1400-9740
FSK modem for HART® communication (TROVIS-VIEW can only use HART® communication with Type 3780 Positioner, not with Types 3730-3, 3730-6 and 3731-3) – RS-232 EEx (ia) – RS-232 (no explosion protection) – PCMCIA (no explosion protection) – USB (no explosion protection)	8812-0129 8812-0130 8812-0131 8812-0132



**Fig. 1: Accessories**



- 1 RJ-12 or RJ-45 connector socket on SAMSON device
- 4 COM port (RS-232) on PC\*
- 5 USB port on PC\*
- 6 Connecting cable (not for TROVIS 5500)\*
- 7 Memory pen-64 (not for TROVIS 5500 Automation System)
- 8 Modular adapter\*
- 9 Memory or mini module (TROVIS 5500 Automation System)
- 15 USB converter 3

\* Connection either using the computer's COM port or USB port with a USB/RS-232 adapter (Fig. 1).

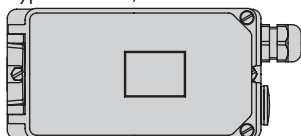
Fig. 2: Data transmission examples

- 1 RJ-12 connector socket on SAMSON device
- 2 Infrared interface on SAMSON device
- 3 USB interface on SAMSON device
- 4 COM port (RS-232) on PC\*
- 5 USB port on PC\*
- 6 Connecting cable
- 7 Memory pen-64
- 8 Modular adapter
- 10 Isolated serial interface adapter
- 11 FSK modem

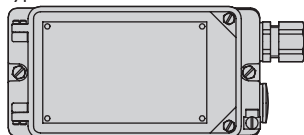
- 12 Infrared adapter (RS-232)
- 13 USB cable (5-pin mini-B/USB type A)
- 14 Isolated USB interface adapter

\* Connection either using the computer's COM port or USB port with a USB/RS-232 adapter (Fig. 1).

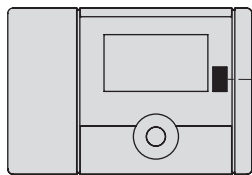
Types 3730-2/-3/-4/-5/-6,  
Types 3731-3/-5,  
Type 3785, Type 3787,  
Types 3738-20, 3738-50



Type 3780



TROVIS 5432



TROVIS 6493

TROVIS 6495-2

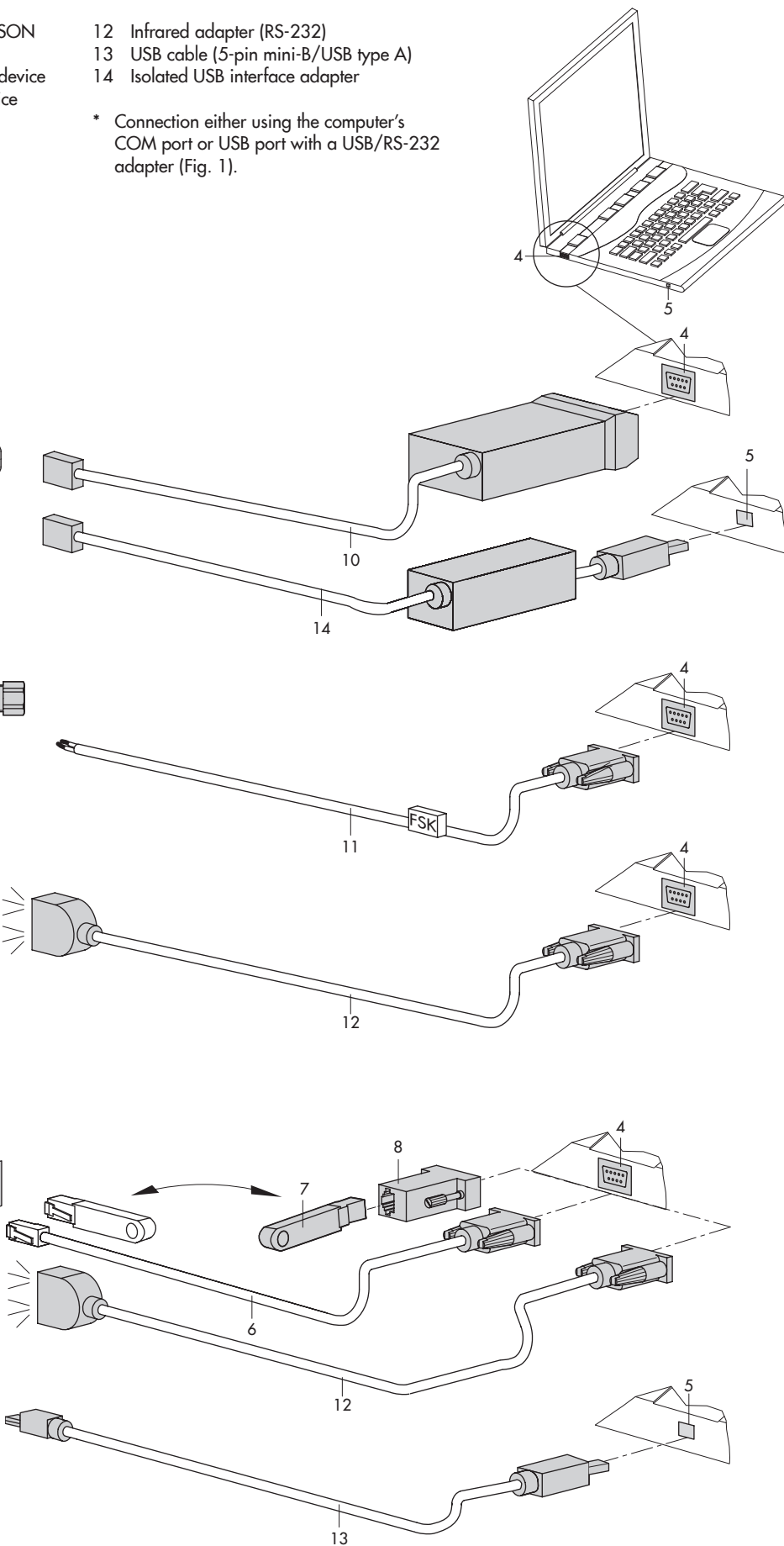
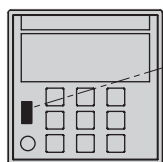


Fig. 3: Data transmission examples

**Table 2: Data transmission**

SAMSON devices	TROVIS-VIEW 4	TROVIS-VIEW 3	Data transmission												
			Direct								Indirect				
			Connecting cable, RJ-12/D-Sub <sup>6)</sup> (1400-7699)	FSK modem (8812-01xx)	Isolated serial interface adapter (1400-7700)	Isolated USB interface adapter (1400-9740)	Infrared adapter RS-232 <sup>6)</sup> (8864-0900)	USB Converter 3 (1400-9377)	USB cable, mini-B - USB type A (8801-7301)		USB/RS-485 adapter R3 (1402-1300)	Memory pen (1170-1684) until 2010	Memory pen-64 (1400-9753)	Memory (1400-9379) or mini module (1400-7436)	Modular adapter <sup>6)</sup> (1400-7698)
Heating controllers															
TROVIS 5431	–	V 1.00 to 1.29	•									•	•		•
TROVIS 5432	–	V 1.01 to 2.19						•							
TROVIS 5433	–	V 1.00 to 1.29	•									•	•		•
TROVIS 5573	V 1.80 and higher	V 1.80 to 1.99 <sup>4)</sup>							•					• <sup>3)</sup>	
TROVIS 5575	V 1.50 and higher	V 1.20 to 1.99 <sup>4)</sup>							• <sup>5)</sup>					• <sup>3)</sup>	
TROVIS 5576	V 1.50 and higher	V 1.00 to 1.99 <sup>4)</sup>							• <sup>5)</sup>					• <sup>3)</sup>	
TROVIS 5578	V 2.20 and higher	–							•					• <sup>3)</sup>	
TROVIS 5579	V 1.50 and higher	V 1.20 to 1.99 <sup>4)</sup>							• <sup>5)</sup>					• <sup>3)</sup>	
TROVIS 5610 with interface board 2b (front RJ-12 port)	V 1.06 and higher	–	•										•		•
TROVIS 5610 with interface board 1 (front USB-B port) USB-B cable required		–													
Compact controllers															
TROVIS 6493	V 2.03, 3.03 and V 4.00 and higher	V 2.03 and 3.03						•							
TROVIS 6495-2 Industrial Controller															
Without interface board	V 1.00 and higher	V 1.00 to 1.11						•							
With RS-232/USB interface board			•				•		•		•		•		•
With RS-485/USB interface board							•		•						
Electropneumatic positioners															
TROVIS 3730-1	V 3.00 and higher	–					•								
Type 3730-2	V 1.10 and higher	V 1.10 to 1.54				•	•								
TROVIS 3730-3 (HART®)	V 2.00 and higher	–					•								
Type 3730-3 (HART®)	V 1.10 and higher	V 1.10 to 1.54				•	•								
Type 3730-4 (PROFIBUS-PA)	R 1.43/K 1.00 and higher	R 1.43/K 1.00 to R 1.46/K 1.16				•	•								
Type 3730-5 (FOUNDATION™ fieldbus)	R 1.40/K 1.20 and higher	R 1.40/K 1.20 to R 1.52/K 2.09				•	•								
Type/TROVIS SAFE 3730-6 (HART®)	V 1.00 and higher	–				•	•								
TROVIS/TROVIS SAFE 3793 (HART®)	V 1.00 and higher					•									

<sup>1)</sup> Connecting cable not approved for explosion-protected version

<sup>2)</sup> Only with restricted function

<sup>3)</sup> Restrictions on using mini module: no transmission of data logging configuration or parameters from the 'Expert' level; only vacation periods applicable for all control circuits

<sup>4)</sup> With patch up to 2.09

<sup>5)</sup> USB Converter 3 (1400-9377) only with version 1.41 and higher

<sup>6)</sup> Depending on the computer used, a USB/RS-232 adapter (8812-2001) may possibly also be required.

SAMSON devices	TROVIS-VIEW 4	TROVIS-VIEW 3	Data transmission											
			Direct							Indirect				
			Connecting cable, RJ-12/D-Sub <sup>1)</sup> (1400-7699)	FSK modem (8812-01xx)	Isolated serial interface adapter (1400-7700)	Isolated USB interface adapter (1400-9740)	Infrared adapter RS-232 <sup>2)</sup> (8864-0900)	USB Converter 3 (1400-9377)	USB cable, mini-B - USB type A (8801-7301)	USB/RS-485 adapter R3 (1402-1300)	Memory pen (1170-1684) until 2010	Memory pen-64 (1400-9753)	Memory (1400-9379) or mini module (1400-7436)	Modular adapter <sup>4)</sup> (1400-7698)
Electropneumatic Ex d positioners														
Type/TROVIS SAFE 3731-3 (HART®)	V 1.30 and higher	V 1.30 to 1.53			•	•								
Type 3731-5 (FOUNDATION™ fieldbus)	R 1.45/K 1.25	R 1.45/K 1.25			•	•								
Positioners														
Type 3780 (HART®)	–	K 2.11 and higher		•										
Type 3785 (PROFIBUS®-PA) PA device profile 2.0	–	K 1.60 to 1.99			•	•								
Type 3785 (PROFIBUS®-PA) PA device profile 3.0	–	K 2.00 and higher			•	•								
Type 3787 (FOUNDATION™ fieldbus)	–	K 1.10 and higher			•	•								
Electronic limit switch														
Type 3738-20	V 1.00 and higher	V 1.00 to 1.01			•	•								
Type 3738-50 (FOUNDATION™ fieldbus)	A 1.00/K 1.00 and higher	–			•	•								
Electric actuators with positioners														
Type 3374, rev. 1 (without display)	–	V 1.00 to 1.39	•								•	•		•
Type 3374, rev. 2 and 3 (with display)	V 2.00 and higher	–	•								• <sup>2)</sup>	•		•
Type 3375, rev. 3 (with display)	V 3.00 and higher	–	•								• <sup>2)</sup>	•		•
Type 5824/5825	V 1.03 and higher	V 1.03 to 1.09	•								• <sup>2)</sup>	•		•
Type 5857	V 1.02 and higher	V 1.02 to 1.09	•								• <sup>2)</sup>	•		•
Electric actuators with process controllers														
TROVIS 5724-8, 5725-8 version 1.xx (communication over Bluetooth®)	V 1.10 and higher	–												
TROVIS 5724-8, 5725-8 version 2.xx (communication over RS-485)	V 2.00 and higher	–							•					
TROVIS 5757-3, 5724-3, 5725-3	V 1.00 and higher	V 1.00 to 2.19	•								• <sup>2)</sup>	•		•
TROVIS 5757-7, 5725-7	–	V 1.00 to 2.09	•								• <sup>2)</sup>	•		•
Digital transmitters														
Media 6 (Type 5006)	V 2.00 and higher	V 2.00 to 3.09	• <sup>1)</sup>								•	•		•
Media 7 (Type 5007-1)	V 1.00 and higher	–				•								
SAM Connect Gateway (Type 5007-2)	V 1.00 and higher	–				•								

<sup>1)</sup> Connecting cable not approved for explosion-protected version

<sup>2)</sup> Old memory pen without logging functions

<sup>3)</sup> Restrictions on using mini module: no transmission of data logging configuration or parameters from the 'Expert' level; only vacation periods applicable for all control circuits

<sup>4)</sup> With patch up to 2.09

<sup>5)</sup> USB Converter 3 (1400-9377) only with version 1.41 and higher

<sup>6)</sup> Depending on the computer used, a USB/RS-232 adapter (8812-2001) may possibly also be required.